


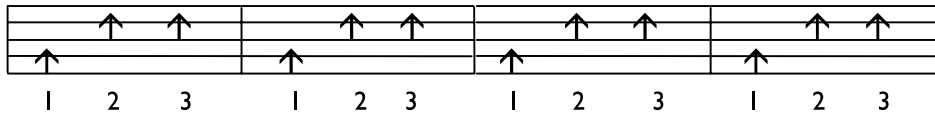
RHYTHM PLAYING

Rhythm playing is used to back up the melody while someone sings or plays the main tune. Here are a few basic patterns used in rhythm playing.


- ↑ Strike in the direction of the high strings – usually with the thumb
- ↓ Strike in the direction of the low strings – usually with the index finger

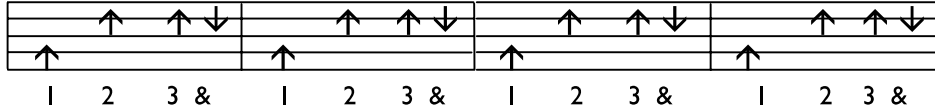
3/4 Strum Patterns

 D A7 D





1 2 3 1 2 3 1 2 3 1 2 3

 D A7 D




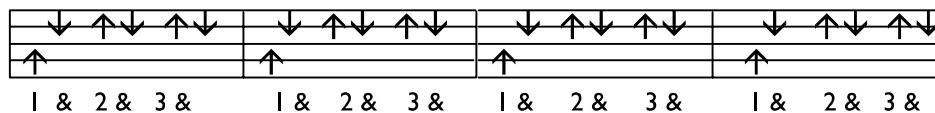
1 2 3 & 1 2 3 & 1 2 3 & 1 2 3 &

 D A7 D



1 2 & 3 & 1 2 & 3 & 1 2 & 3 & 1 2 & 3 &

 D A7 D



1 & 2 & 3 & 1 & 2 & 3 & 1 & 2 & 3 & 1 & 2 & 3 &

